

2900
S E R I E S



*2900 SERIES PROMOTION RESIDENTIAL
SOFA SLEEPER MECHANISMS (2-FOLD)*



WIRES ANTI-TILT SYSTEM

A necessary safety feature, keeping the unit in contact with the floor at all times in the open position.

LOW PROFILE LINKAGE

The linkage has been engineered to keep all metal parts below the mattress line, while probably being the easiest to operate in the industry.

DUAL ONE PIECE TUBULAR LEGS AND PLASTIC FPROTECTORS

Provides enhanced stability and strength, allowing the unit to be operated from the center or side position.
4 plastic feet to protect the floor.

OVER-CENTRE LOCKS TIGHTER WEAVE FLEXIBLE WEBBING

Wonderful sitting feeling, because the mattress is well locked from all directions plus high quality webbing belts in the seat area.

ALL TUBULAR FRAME CONSTRUCTION

Provides a smooth and visually appealing look with improved safety (eliminating pinch points) and comfort in the seated position.

BODY SUPPORT TUBES AND METAL GRID DECK


Together they enhance the support in the body section, eliminating sagging. The dual welded offset tubes keep the unit straight and enhance the unit strength.

CONTOURED SEAT SECTION

Offers a wider seating area by allowing seating close to the arm.

EXTRA LONG MATTRESS & MECHANISM

Mechanism open length: 190cm
mattress: 1900x120mm (LxH)



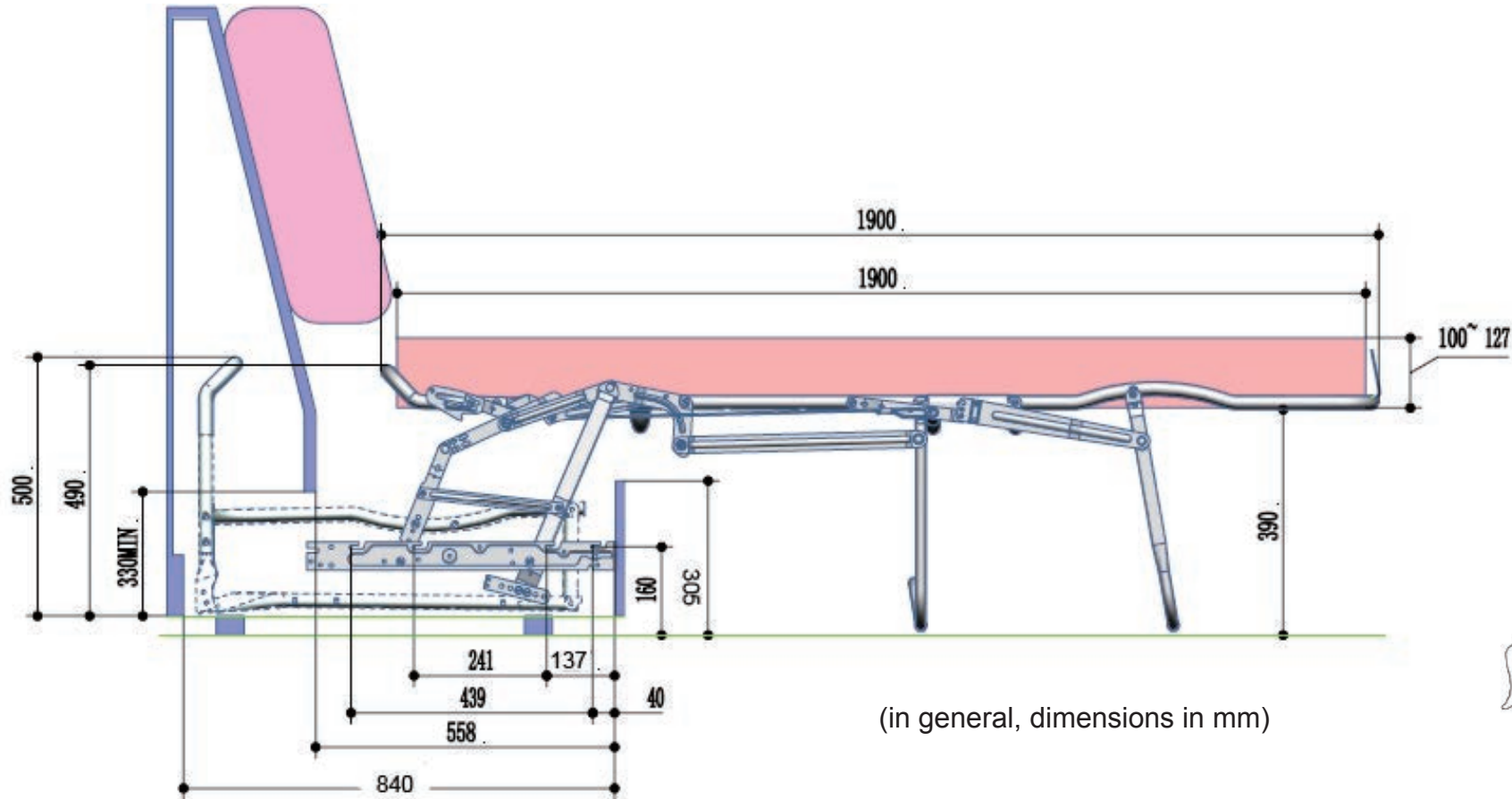
2900

S E R I E S




2900 SERIES PROMOTION RESIDENTIAL SOFA SLEEPER MECHANISMS (2-FOLD)

SLP/2013_08



(in general, dimensions in mm)



Description: 2-fold sofa bed mechanism

Item Number: 2900

Material: Steel tube, thickness 1,5-2,5 mm

Mounting Size: 152 cm full size

Color: Black or Silver grey

Finish: Epoxy powder coated

Mattress thickness: ~13cm

Made in: Jiaxing, China

Usage grade: Occasionally

Advantage:

1. Super easy to operate
2. Flat in open position and legs touch the floor well
3. 190 cm long mattress.
4. Over-Centre-Locks for comfortable sitting.

Package Information:

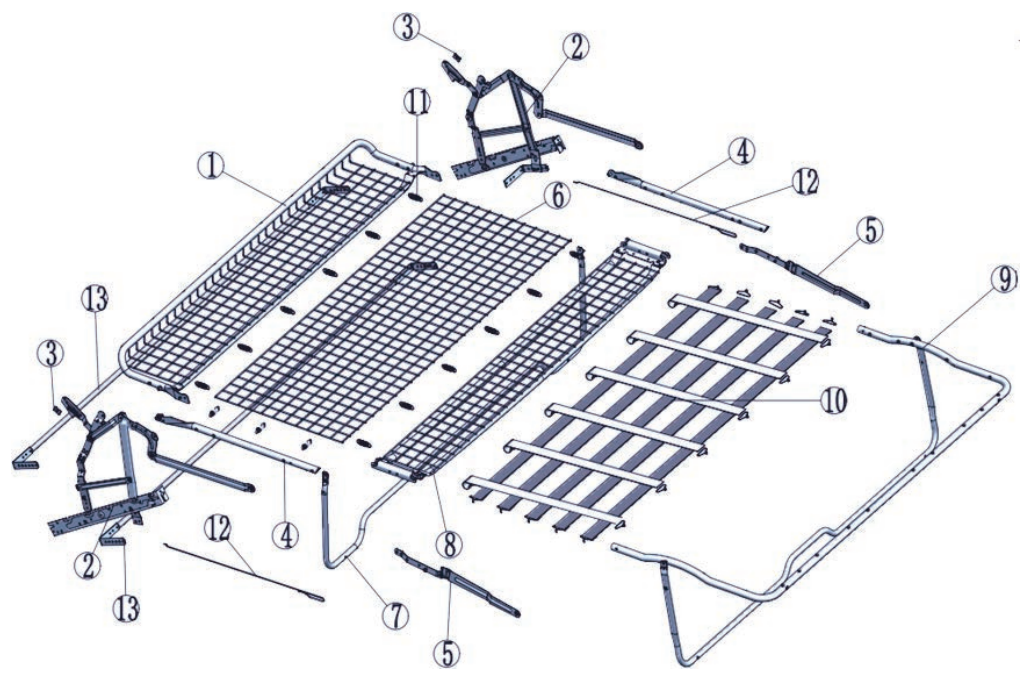
Pallets for complete assembled version

Pallets for partly unassembled version

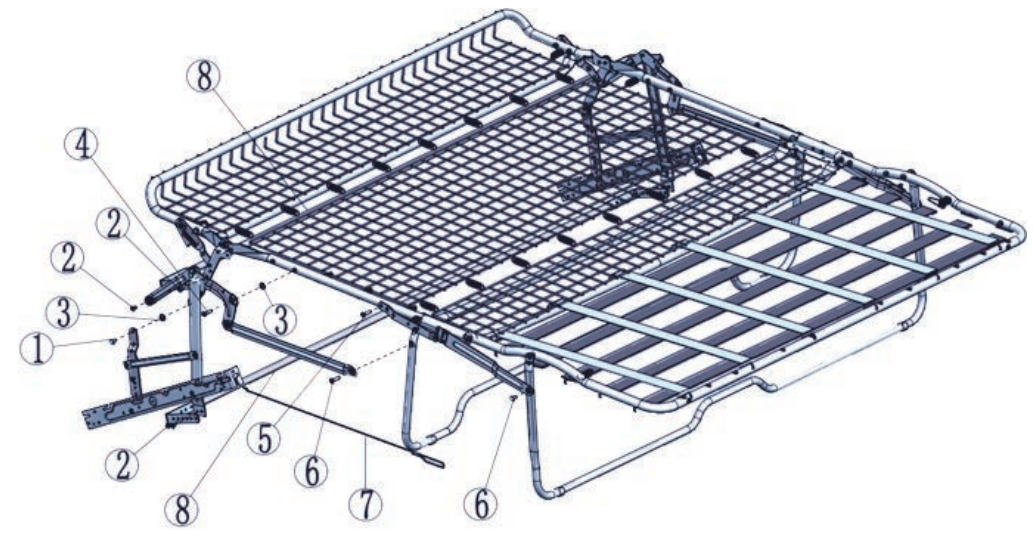
MOQ: 20 feet

Delivery (loading) time: 25 working days

Price: FOB Shanghai



Completely unassembled 152 cm
(model width = 140cm) full size
600 units / 40 HQ



Completely unassembled 152 cm
(model width = 140cm) full size
455 units / 40 HQ